



District Report Card: 2017


State: Chhattisgarh	District: Bemetara
Class: 3	Subject: Mathematics
Schools: 61	Students: 1333


Participation/Coverage


Students

<div>GENDER</div> <div></div>	Boys				Girls			
	Number		%		Number		%	
	656		49.21		677		50.79	

<div>AREA</div> <div></div>	Rural				Urban			
	Number		%		Number		%	
	1279		95.95		54		4.05	

<div>CATEGORY</div> <div></div>	SC		ST		OBC		GEN	
	Number	%	Number	%	Number	%	Number	%
	273	20.48	49	3.68	991	74.34	20	1.50

<div>CWSN</div> <div></div>	LD	VI	HI	S&LD	ID	Oth
	5	2	1	3	1	0

<div>Management</div> <div></div>	Government			Government-aided		
	Number		%	Number		%
	1333		100.00	0		0.00

Average Performance of Students in Mathematics (%)

Overall	Gender		Area		Management		Social Group			
	Male	Female	Rural	Urban	Govt.	Aided	SC	ST	OBC	GEN
59.15	58.29	59.99	58.65	71.11	59.15	0.00	60.76	63.54	58.47	60.33

Performance on Learning Outcomes (LOs)

Learning Outcomes	Description	Average Performance(%)
M301	Reads and writes numbers up to 999 using place value	51.79
M302	Compares numbers up to 999 based on their place values	72.99
M303	Solves simple daily life problems using addition and subtraction of three digit numbers with and without regrouping	54.75
M304	Constructs and uses the multiplication facts (up till 10) in daily life situations	58.66
M305	Analyses and applies an appropriate number operation in the situation/ context	51.76
M306	Explains the meaning of division facts by equal grouping/sharing and finds it by repeated subtraction	54.31
M309	Identifies and makes 2D-shapes by paper folding, paper cutting on the dot grid, using straight lines etc.	78.42
M311	Fills a given region leaving no gaps using a tile of a given shape	50.52
M312	Estimates and measures length and distance using standard units like centimeters or meters & identifies relationships	39.31
M317	Reads the time correctly to the hour using a clock/watch	69.62
M318	Extends patterns in simple shapes and numbers	49.46
M319	Records data using tally marks, represents pictorially and draws conclusions	71.19

Range of Performance of Students who Answered Correctly							
Below 30%		30% - 50%		50% - 75%		Above 75%	
Number	%	Number	%	Number	%	Number	%
164	12.30	293	21.98	544	40.81	332	24.91

Lowest Performing Learning Outcomes (LOs)

- 1 - Estimates and measures length and distance using standard units like centimeters or meters & identifies relationships (39.31)
- 2 - Extends patterns in simple shapes and numbers (49.46)
- 3 - Fills a given region leaving no gaps using a tile of a given shape (50.52)
- 4 - Analyses and applies an appropriate number operation in the situation/ context (51.76)
- 5 - Reads and writes numbers up to 999 using place value (51.79)